

# Skorydov ITR e-filing Gateway

## One Login – unlimited filing

Authorised e-Return Intermediary  
Income-tax Department, Government of India.

[www.stacos.com](http://www.stacos.com)

# Login to stacos.com

STACOS

Home

Products ▾

Services ▾

About Us

Contact ▾




Sign in

## LOOKING FOR TAX & COMPLIANCE SOLUTIONS?

INDIA'S LARGEST TAX AND COMPLIANCE SOLUTION PROVIDER.

STACOS helps thousands meet their Tax and Compliance Liability.

START



### Multipurpose Portal

You can compute, validate and file online from this portal itself for all online products. Access from anywhere and proceed with your work.

### Well Designed

The flow of the website and applications is designed to meet the ease of our customers. All applications are prepared after long research on user behaviours.

### Amazing Support

Skorydov is known for its 'on time and accurate support'. Our Toll free numbers and ticketing systems help you resolve your issues quickly.

# Click on Income-tax Computation

STACOS

Test Login ▾

## Dashboard

🏠 Dashboard

New Recent **Income-tax** XBRL Filing Lexlegis Utilities GST Digital Signature Wealth Tax Offers Products Services All

### PAN VERIFICATION

Outsourcing Service

#### PAN Verification Service

Verify PANs (in bulk) from the Income-tax Department Database.

### SKOWISE

Tax & Compliance Advisory Service

#### Skorydov Advisory Service

SASPL is dedicated to provide quality Financial, Assurance, Taxation and Management Services to the corporate and non-corporate clients.

### INCOME TAX COMPUTATION

Web Based Tax Software

#### Income-tax Computation

Complete Income Tax Computation App to automate the process of Tax Computation and Return preparation from anywhere.

### TDS SUITE

Complete TDS Software

#### TDS software

TDS SUITE is complete TDS software using which accurate TDS returns and correction returns can be filed quickly.

### DIGITALLY SIGNED FORM - 16

Free Software

#### Digitally Signed Form-16

This software is powerful enough to generate digitally signed Form16 as per the format of Income-tax Circular and also have facility to e-mail the Form16 to the employees in one go.

### TDS

Outsourcing Service

#### TDS Outsourcing Service

Leave your entire TDS processing and filing in the hands of our experienced team. We already process TDS of some of the major IT companies in India.

### AIR


Outsourcing Service

#### Annual Information Return


AIR software is Annual Information Return description software. It is applicable to Corporates and Banks.


# Click on Launch App to begin

STACOS


Test Login 

## Income-tax Computation

 [Dashboard](#) > [Income-tax](#) > [Income-tax Computation](#)

[Launch App](#) 

### Overview



One of the best ITR application available in market.

This is India's 1st and only Income-Tax Computation and Filing Solution on the Cloud for ITR 1 to 6 and has been released on stacos.com. Now you can create and manage your Income-tax filings from anywhere and any PC/Laptop without having to worry about licenses and data storage. We have covered detailed aspects of Income-tax provisions and simplified Income-tax computations as well as Income-tax return filing process, by incorporating detailed and accurate Income-tax provisions in a simplified manner. For the first time, tax computation is made so comprehensive to cover various provisions. For example, computation of taxable and exempt perquisites, allowance and retirement benefits can be computed by choosing detailed salary view, in case of AOP/BOI, tax can be determined on the basis of taxability of income of members of AOP, etc.

### Pricing

IT Computation and Filing. Limited Period Offer.

For 1 Assessment Year **₹4,000/-**

[Book Now](#)

### Downloads

- XML to Master Excel Template  
Import all xml from excel  
[Ver 3.2.1] [Size : 36KB]

### Useful Links

- Directorate of Income-tax (Systems)
- Income-tax Department
- Find Your PAN
- Find your TAN
- Know Your Jurisdiction

Features

Product Specification

Advantages


Step to Use

1. Cloud Computing.
2. Accessible from anywhere.
3. 26 AS direct import.
4. Web-services.
5. Audit Forms.
6. **Bulk ITR-1 filing through excel. (\*New feature).**
7. **E-filing gateway for unlimited xml upload. No login required at DIT portal. (\*New feature).**


Skorydov | [stacos.com](http://stacos.com)


# Click on XML e-filing Gateway

STACOS


Test Login 



 Assessee Listing

 Add New Assessee

## IT-Computation






 Dashboard > IT-Computation > Assessee Listing

### Assessee List

[XML ITR E-filing Gateway](#)

[+ Add New Assessee](#)

Find

Name	PAN	Status	Group Name	Filing Status	Created by	Verification Status	Update
ASFC	AAAPY6679D	Partnership Firm			me	Verified	 Edit PAN
DASD SAD SDAS	ASDFE3435G	Individual			me	Error	 Edit PAN
MEGACITY SPRING VALLEY PRIVATE LIMITED	AAECM1454B	Private Company			me	Verified	 Edit PAN
SDA SDA D	AGDFR1245F	Individual			me	Error	 Edit PAN
Twst	AAACA1111A	Public Company			me	Error	 Edit PAN

# Click on Upload XML

STACOS

Anshal Thakur ▾

## ITR e-Filing Gateway

Dashboard > Income-tax > e-Filing

Upload XML /SRF

### Assessee List

Filter By

Name...



Sr. No.	Name	PAN	ITR Type	Year	Filed On	Status	Ack Number	Download	Password
1	SA [REDACTED] AVA	CC [REDACTED] 7E	ITR-1	2014-15	11-06-2014	Success	191635530110614	XML   ITR-V	c [REDACTED] 85
2		AE [REDACTED] M	ITR-5	2013-14	30-09-2013	In Process		XML	
3	S [REDACTED]	A [REDACTED] 33B	ITR-4	2013-14	23-09-2013	In Process		XML	
4	M [REDACTED] GO	BB [REDACTED] 5B	ITR-1	2013-14	23-07-2013	Success	672947940230713	XML   ITR-V	b [REDACTED] 86
5	VI [REDACTED] IMAR	A [REDACTED] 3	ITR-1	2013-14	23-07-2013	Success	672730020230713	XML   ITR-V	a [REDACTED]

# Browse the xml file and click Next

← → ↻ 🏠 [https://www.stacos.com/e-filing/display\\_applet.php](https://www.stacos.com/e-filing/display_applet.php)



STACOS

Anshal Thakur ▾

## Validate & File ITR

🏠 Dashboard > Income-Tax > e-Filing > 👤 Validate & File ITR

**Step 1: Please select and upload your XML file**

Click the 'Browse' button below to select the XML file and upload.  
After selecting the file, click the next button below.

STACOS E-Filing Gateway Ver 1.0

# Click next to continue

← → ↻ 🏠 [https://www.stacos.com/e-filing/display\\_applet.php](https://www.stacos.com/e-filing/display_applet.php)



STACOS

Anshal Thakur ▾

## Validate & File ITR

🏠 Dashboard > Income-Tax > e-Filing > 👤 Validate & File ITR

### Step 2: Please wait while your file is verified for errors

Your file is being verified for errors. The list of errors, if any, will be displayed in the box below.

If file is valid, please click the Next button to continue.

Congratulation!  
File is valid, please click Next to continue

[Start New Return](#)

STACOS E-Filing Gateway Ver 1.0

Back

Next



# Chose DSC or Non-DSC option to proceed (please refer page no. 10 for DSC option)

← → ↻ 🏠 [https://www.stacos.com/e-filing/display\\_applet.php](https://www.stacos.com/e-filing/display_applet.php)



STACOS

Anshal Thakur ▾

## Validate & File ITR

🏠 Dashboard > Income-Tax > e-Filing > 👤 Validate & File ITR

### Step 3: Choose Mode of Filing - Digital Signature

Please choose the mode of filing.

If you wish to file with Digital Signature then check the option 'File with Digital Signature'.

If you do not want to file with Digital Signature then check the option 'File without Digital Signature' and proceed.

**File with Digital Signature**

- Digital Signature is in this computer
- Digital Signature is with the Assessee / not on this computer

This option will create a link that can be forwarded to your Assessee / Client on his E-Mail.  
The Assessee / Client can click the link and sign the file for filing.  
Assessee / Client need NOT have a login with stacos.  
The return will be filed Assessee/Client sign the XML

**File without Digital Signature**

[Start New Return](#)

STACOS E-Filing Gateway Ver 1.0

# Confirm by clicking Yes

← → ↻ 🏠 [https://www.stacos.com/e-filing/display\\_applet.php](https://www.stacos.com/e-filing/display_applet.php)



STACOS

Anshal Thakur ▾

## Validate & File ITR

🏠 Dashboard > Income-Tax > e-Filing > 👤 Validate & File ITR

**Step 3: Choose Mode of Filing - Digital Signature**

Please choose the mode of filing.

If you wish to file with Digital Signature, you need to select the mode of filing.

If you do not want to file with Digital Signature, you can select 'File without Digital Signature' and proceed.

Select an Option

?

Are you sure want to file your return with DIT?

**Yes** No Cancel

**File with Digital Signature**

- Digital Signature is in this computer
- Digital Signature is with the Assessee / not on this computer

This option will create a link that can be forwarded to your Assessee / Client on his E-Mail. The Assessee / Client can click the link and sign the file for filing. Assessee / Client need NOT have a login with stacos. The return will be filed Assessee/Client sign the XML

**File without Digital Signature**

[Start New Return](#)

STACOS E-Filing Gateway Ver 1.0

# Return Filed. Click 'Finish' or 'Start New Return'

← → ↻ 🏠 [https://www.stacos.com/e-filing/display\\_applet.php](https://www.stacos.com/e-filing/display_applet.php) ☆ 🇮🇳 🌐 ☰

STACOS


Anshal Thakur ▾

## Validate & File ITR

🏠 Dashboard > Income-Tax > e-Filing > 👤 Validate & File ITR

### Step 4: Uploading your File

Please wait while your task is completed.



Completed. Please see the status on Home page

[Start New Return](#) Finish

STACOS E-Filing Gateway Ver 1.0

# Check Status or Download ITR-V form the list

STACOS

Anshal Thakur ▾

## ITR e-Filing Gateway

Dashboard > Income-tax > e-Filing

Upload XML /SRF

### Assessee List

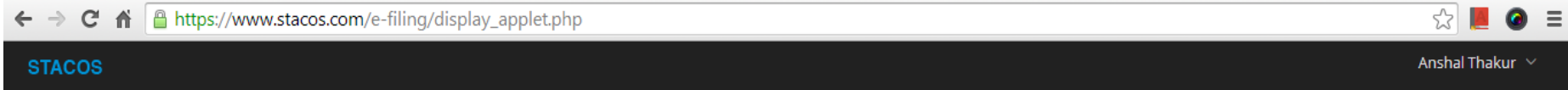
Filter By



Sr. No.	Name	PAN	ITR Type	Year	Filed On	Status	Ack Number	Download	Password
1	SARVESH KUMAR AVA	CC 7E	ITR-1	2014-15	11-06-2014	Success	191635530110614	XML   ITR-V	cd 85
2		AB M	ITR-5	2013-14	30-09-2013	In Process		XML	
3		A 33B	ITR-4	2013-14	23-09-2013	In Process		XML	
4	M GO	BB 5B	ITR-1	2013-14	23-07-2013	Success	672947940230713	XML   ITR-V	bl 86
5	VI IMAR	A 3	ITR-1	2013-14	23-07-2013	Success	672730020230713	XML   ITR-V	al 87

# DSC signing through other PC

## Choose option: DSC is with the Assessee / not on this computer



## Validate & File ITR

Dashboard > Income-Tax > e-Filing > Validate & File ITR

### Step 3: Choose Mode of Filing - Digital Signature

Please choose the mode of filing.

If you wish to file with Digital Signature then check the option 'File with Digital Signature'.

If you do not want to file with Digital Signature then check the option 'File without Digital Signature' and proceed.

File with Digital Signature

- Digital Signature is in this computer
- Digital Signature is with the Assessee / not on this computer

This option will create a link that can be forwarded to your Assessee / Client on his E-Mail.  
The Assessee / Client can click the link and sign the file for filing.  
Assessee / Client need NOT have a login with stacos.  
The return will be filed Assessee/Client sign the XML

File without Digital Signature

[Start New Return](#)

STACOS E-Filing Gateway Ver 1.0

# Enter Email address to whom you want to send and sign the xml



## Validate & File ITR

Dashboard > Income-Tax > e-Filing > Validate & File ITR

### Step 4: Provide Email Address

Please enter the E-Mail address where you wish to send the link.  
To send the link yourself copy the link and send it to your Assessee

**Email Address**

**Link**  [Copy Link](#)

[Start New Return](#) [Back](#) [Next](#)

STACOS E-Filing Gateway Ver 1.0

System will email a link asking the receiver to sign the file. You need not share your password of stacos

← → ↻ 🏠 [https://www.stacos.com/e-filing/display\\_applet.php](https://www.stacos.com/e-filing/display_applet.php) ☆ 🇮🇳 🌐 ☰

STACOS


Anshal Thakur ▾

## Validate & File ITR

🏠 Dashboard > Income-Tax > e-Filing > 👤 Validate & File ITR

### Step 4: Uploading your File

Please wait while your task is completed.

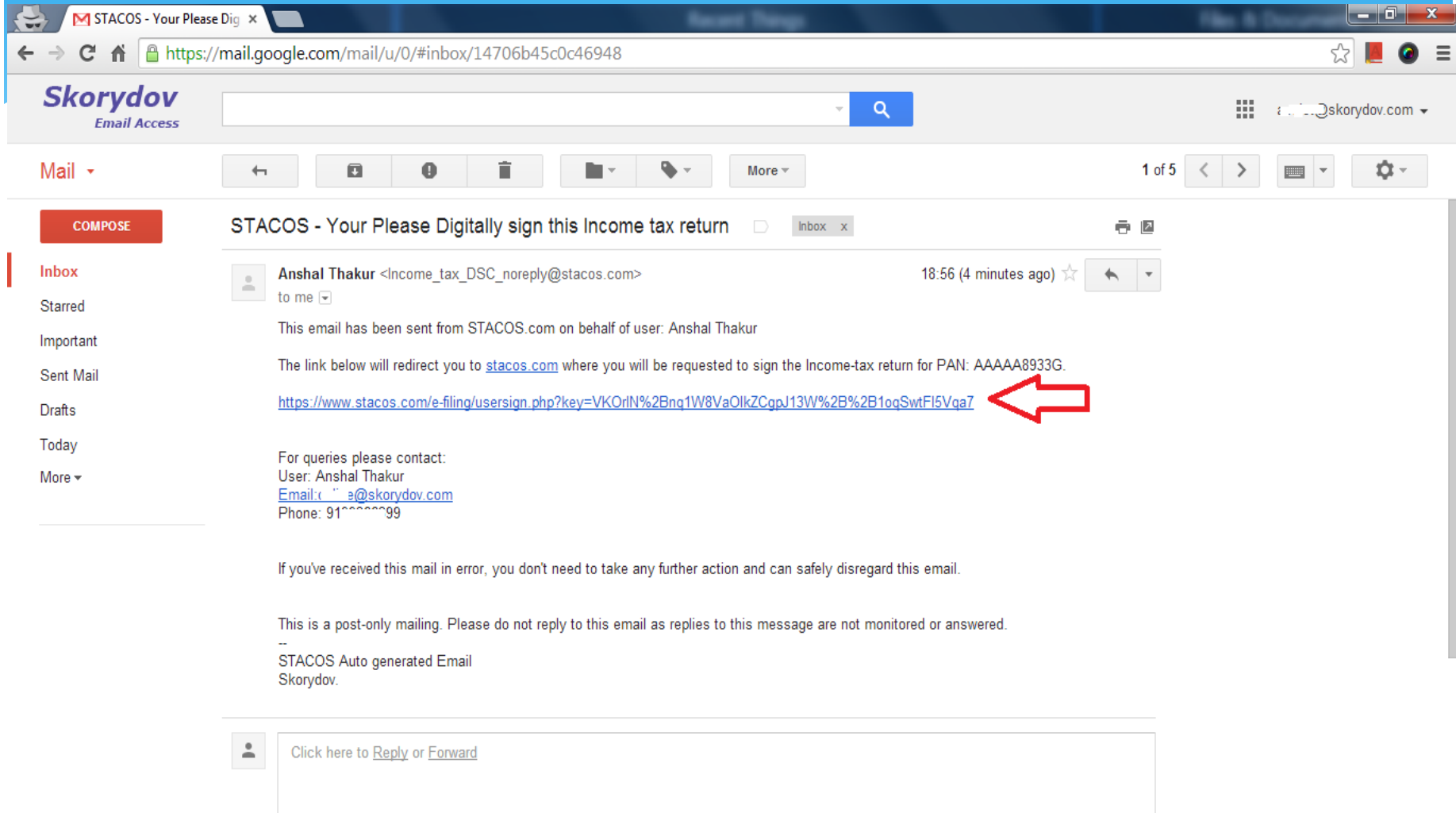


Completed. Please see the status on Home page

[Start New Return](#)

STACOS E-Filing Gateway Ver 1.0

System will email a link asking the receiver to sign the file. You need not share your password of stacos



STACOS - Your Please Dig x

https://mail.google.com/mail/u/0/#inbox/14706b45c0c46948

Skorydov  
Email Access

Mail

COMPOSE

Inbox

Starred

Important

Sent Mail

Drafts

Today

More

STACOS - Your Please Digitally sign this Income tax return

Inbox x

Anshal Thakur <Income\_tax\_DSC\_noreply@stacos.com> 18:56 (4 minutes ago)

to me

This email has been sent from STACOS.com on behalf of user: Anshal Thakur

The link below will redirect you to [stacos.com](https://www.stacos.com) where you will be requested to sign the Income-tax return for PAN: AAAAA8933G.

<https://www.stacos.com/e-filing/usersign.php?key=VKOrIN%2Bnq1W8VaOIkzCgpJ13W%2B%2B1oqSwFI5Vqa7>

For queries please contact:  
User: Anshal Thakur  
Email: [an@skorydov.com](mailto:an@skorydov.com)  
Phone: 91-9899999999

If you've received this mail in error, you don't need to take any further action and can safely disregard this email.

This is a post-only mailing. Please do not reply to this email as replies to this message are not monitored or answered.

--  
STACOS Auto generated Email  
Skorydov.

Click here to [Reply](#) or [Forward](#)




# Filing details will be shown. Click next to continue.

**STACOS**

Skorydov Tax And Compliance Office Solutions

[Home](#)

 Digitally Sign Files

## Step 1: Your Details

Details of the XML(Income Tax Return) file that you would sign.

**Assessee Name:** null null BANNARI AMMAN SUGARS LIMITED

**Assessee PAN:** AAAAAA8933G

**Assessment Year:** 2010

**Signer's Name:** BALASUBRAMANIAM

**Signer's PAN:** EP12072Q

Next

STACOS ITR App Ver 1.2


Feedback

# DSC Signer will sign with his DSC.

**STACOS**

Skorydov Tax And Compliance Office Solutions

[Home](#)

 Digitally Sign Files

### Step 2: Digitally Sign File

Choose the Digital Signature.

If you have the \*.PFX file then Browse and choose the PFX file else choose the Digital Signature from the drop down box below. Click next to Sign & Submit to Income Tax Department.

Select PFX file	<input type="text"/>	<input type="button" value="Browse"/>
Password	<input type="text"/>	
OR		
Select Installed Certificate	<input type="text" value="Select Digital Signature"/>	<input type="button" value="v"/>

STACOS ITR App Ver 1.2

Feedback

# Process is complete from DSC signer's end and signed xml is automatically sent for filing


← → ↻ 🏠 <https://www.stacos.com/e-filing/usersign.php?key=VKOrlN%2Bnq1W8VaOlkZCgpJ13W%2B%2B1oqSwtFI5Vqa7> ☆ 🚫 🌐 ☰

[Home](#)

👤 Digitally Sign Files

**Step 3: Uploading your File**

Please wait while your task is completed.



Completed. Please see the status on Home page

Close

STACOS ITR App Ver 1.2

Feedback

# Return filer will receive an email alert that DSC signer has signed the return.

The screenshot shows a Gmail interface. At the top, the browser address bar displays <https://mail.google.com/mail/u/0/#inbox/1706baddad2223>. The Gmail header includes the name "Skorydov" and "Email Access". The main content area shows an email from "STACOS" with the subject "STACOS - Your Assessee has sign ITR". The email text reads: "This email has been sent from STACOS.com on behalf of your Assessee: L. WINARI ANIWIYAN SUGARO Livi.. The assessee has signed the return for PAN: 7011030000, please check the status in your login on [www.stacos.com](http://www.stacos.com). If you've received this mail in error, you don't need to take any further action and can safely disregard this email. This is a post-only mailing. Please do not reply to this email as replies to this message are not monitored or answered. -- STACOS Auto generated Email Skorydov." The footer contains account information: "46% full Using 7.04 GB of your 15 GB", copyright notice "©2014 Google - Terms of Service - Privacy Policy - Programme Policies", and "Powered by Google".

46% full  
Using 7.04 GB of your 15 GB

©2014 Google - [Terms of Service](#) - [Privacy Policy](#) - [Programme Policies](#)

Powered by ™

Last account activity: in 1 minute  
[Details](#)



# Thank You!

**Stacos\_helpdesk@skorydov.com**

**Skorydov Systems Private Limited  
410, Tulsiani Chambers, Nariman Point,  
Mumbai-400021**

**E-mail: helpdesk@skorydov.com**

**Toll Free: 1800 345 6162 /1800 266 6162**